


Saint Paul School

Summer 2017

Math Packet



Students Entering Kindergarten

Below are a list of skills that your child should know/be familiar with upon entering Kindergarten to ensure their success.

- Count from 0 to 30 in the correct order
- Recognize numerals 0-10
- Count objects up to 5
- Recognize simple patterns
- Understand measurement (when given a picture of a giraffe and a dog, your child should be able to tell you that the giraffe is taller than the dog.)
- Recognize circle, triangle, and square
- Make simple drawings with shapes (use a square and a triangle on top to create a house)

Student Name _____

Parent Signature _____

Practice writing your numbers on the lines provided.

1

2

3

Practice writing your numbers on the lines provided.

4

5

6

Practice writing your numbers on the lines provided.

7

8


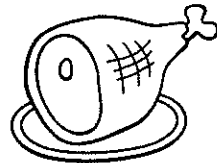

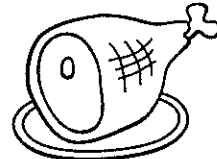

9


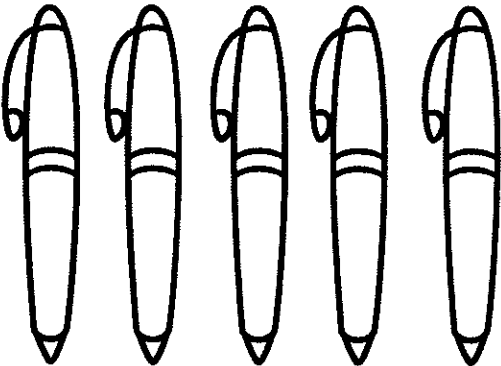
Practice writing your numbers on the lines provided.

10


Extra lines for practice


Count how many pictures and write it on the line.




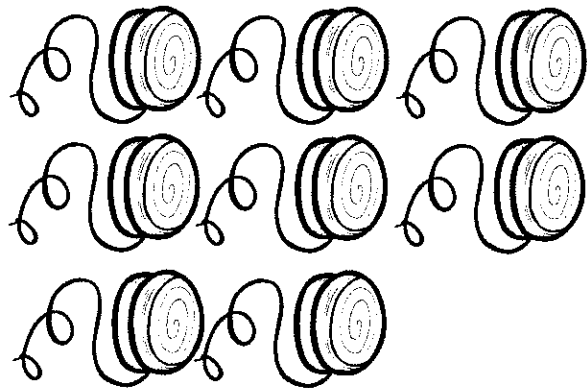


Count how many pictures and write it on the line.











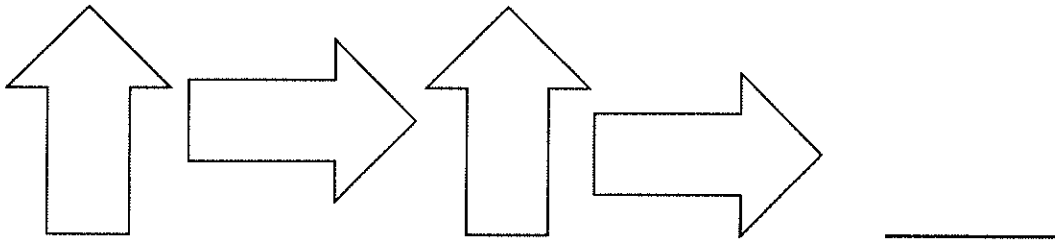
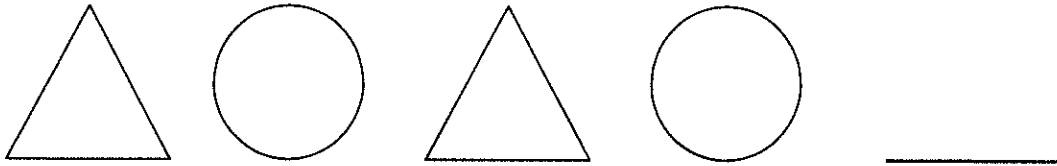
Count how many apples and write it below. Write how many in all.

$$\begin{array}{r} \text{Apple} \\ \text{Apple} \end{array} + = \underline{\hspace{2cm}}$$
$$\underline{\hspace{2cm}} + \underline{\hspace{2cm}} = \underline{\hspace{2cm}}$$


$$\begin{array}{r} \text{Apple} \text{ Apple} \\ \text{Apple} \end{array} + = \underline{\hspace{2cm}}$$
$$\underline{\hspace{2cm}} + \underline{\hspace{2cm}} = \underline{\hspace{2cm}}$$

$$\begin{array}{r} \text{Apple} \text{ Apple} \text{ Apple} \\ \text{Apple} \text{ Apple} \end{array} + = \underline{\hspace{2cm}}$$
$$\underline{\hspace{2cm}} + \underline{\hspace{2cm}} = \underline{\hspace{2cm}}$$



Finish the pattern.



Color the left hand blue.



Color the right hand red.



Color the box with the color that is written.

blue

green

yellow

red

brown

pink

orange

purple

black