


Saint Paul School
Summer Reading Homework
Students Entering Grade 4
2018-2019



Reading is an essential part of our curriculum at Saint Paul School. In order to further our students' education, each student is required to continue to read throughout the summer vacation. Students entering grade four will read Tales of a Fourth Grade Nothing by Judy Blume. They will complete the following book report "lap book" and will bring it to school on the first day of grade four. This book report will be counted as a test grade on the first report card.

Materials and Instructions

Materials:

1. File folders (any color) and a print out of this document
2. Construction Paper
3. Colored Pencils, Markers or Crayons
4. Scissors and Glue Stick
5. Post-it Sticky Notes (used to take notes while reading the book)
6. A Copy of the Book Tales of a Fourth Grade Nothing by Judy Blume


Instructions:

1. Read the book and take notes on each chapter. I suggest using post-it sticky notes right inside of the book (or writing in the margin of the book itself) to make sure the content is being comprehended as the book is being read.
2. Take the file folder, open it up, take one side and fold to the middle of the file folder. Take the other side, and fold it to the middle to match. (see the photo of the example)
3. Begin with the front cover. Color, cut and paste "Tales of a Fourth Grade Nothing" on

the left front side of the file folder. Glue colored construction paper under it for a “frame-like” look. (see example)

4. Do the same with “68th Street Apartment,” “Fudge Causing Trouble,” and “Peter Helping Peter Helping Fudge” on the right front cover of the file folder. Except, these elements are folded so that the student is able to add handwritten information about each topic. For example, under the flap “68th Street Apartment New York City” you might write: “Peter Hatcher lives in an apartment building in New York City with his father, mother and two brothers.” OR... “The setting for this story takes place in New York City, present time.” Be creative. You will use this “lift the flap to read information” method for several more items in this lap book.
5. On the left inside flap of the lap book you will color, cut and glue “Genre and Themes,” “Peter Wins the Contest,” “Dribble,” and “Why Does Fudge Visit the Hospital.” Again, these items will have flaps that open up the read what important facts/information you add about those particular subjects. Don’t forget to put a “frame-like” piece of colored construction paper under each one.
6. On the right inside flap of the lap book you will color, cut and glue “Present for Peter,” and “Main Characters.” Follow the directions for #5 again. Describe each character. Each character should have it’s own flap.
7. In the inside, center of the lap book you will glue a construction paper “frame” on the bottom. On top, you will layer the journaling pages (with Chapters 1-2 on top and Chapters 9-10 on the bottom). An extra page of lined paper is provided if you need more room to journal. These pages should be stapled at the top (not glued). Make sure to use, and underline, five of the listed vocabulary words in each of the journal entries. Make sure you use complete sentences, proper grammar and correct spelling. Use your best handwriting (no cursive please). Use pencil. Have someone proofread your work before you hand it in. This assignment will be your first graded assignment in grade four. Do your best work.
8. Please print out and glue the “Rubric” page on the back of the lap book. You may color it and write your name on it. That’s it. This page will be used by your teacher to grade your work. This is a good way to check your work before you hand it in, because you can self-assess using this point system.
9. Please bring this lap book, as well as your copy of the book, to school on the first day. I suggest carrying the lap book to school instead of putting it in your backpack (to keep it from being crushed or ripped).

Tales of a
Fourth Grade
Nothing
by
Judy Blume



Name _____

68th Street Apartment



New York City

Fudge,




Causing Trouble

Peter Helping Fudge!



Tales of a
Fourth Grade
Nothing
by
Judy Blume



Name _____

Paste here

68th Street Apartment



New York City

Paste here

Fudge,



Causing Trouble

Paste here

Peter Helping Fudge!



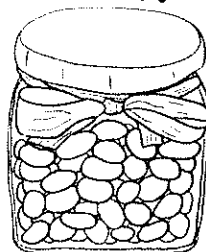
Paste here



Genre
and
Themes


Paste here

Peter Wins!



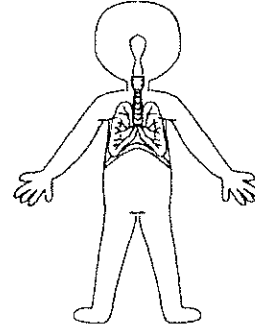
Paste here

Dribble




Paste here

Why Does Fudge
Visit the Hospital?




Paste here

Present
For Peter



	<u>Main Characters</u>
	Peter Hatcher
	Fudge (Farley Drexel Hatcher)
	Ann Hatcher
Paste here	Warren Hatcher
	Jimmy Fargo
	Sheila Tubman
	Dribble

Main Characters – Cut out, fold in half, and then cut on dotted lines.



A series of 20 horizontal lines for writing, spaced evenly down the page.

Tales of a Fourth Grade Nothing

Lapbook Rubric



Name _____

Apartment, New York City _____ 2 pts

Fudge, Causing Trouble _____ 3 pts

Peter Helping Fudge _____ 3 pts

Genre and Themes _____ 3 pts

Peter Wins the Contest _____ 3 pts

Dribble _____ 3 pts

Why Does Fudge Visit the Hospital? _____ 3 pts

Present for Peter _____ 3 pts

Main Characters _____ 7 pts

Chapter Summaries _____ 50 pts

Total _____ 80 pts

Grade _____ %

Comments:
