

Saint Paul School
Summer Reading Program
**Students Entering Kindergarten
2017**

“The more you **read**
the more **things** you know.
The more that you **learn**
the more **places** you’ll go.”
-Dr. Seuss

Dear Kindergarten Families,

In addition to reading the following titles:

- *Miss Bindergarten Gets Ready for Kindergarten*, by: Joseph Slate
- *The Night Before Kindergarten*, by: Natasha Wing

I have enclosed letter tracing activity pages, handwriting tips to be aware of for practice, and a list of sight words.

Handwriting:

Please practice all upper and lowercase letters, as well as numbers.

It is also important for you to practice writing your child’s name with them. The first letter of their name should be an uppercase letter and the rest of the letters should be lowercase.

Sight Words:

Exposing your child to the sight words early will aid in preparing your child as they begin their journey of learning to read. These words do NOT get sounded out, hence their name, “**sight** words”.

These reading and writing activities will be of great benefit to your child as they enter their year of kindergarten! Enjoy your summer! See you in September!

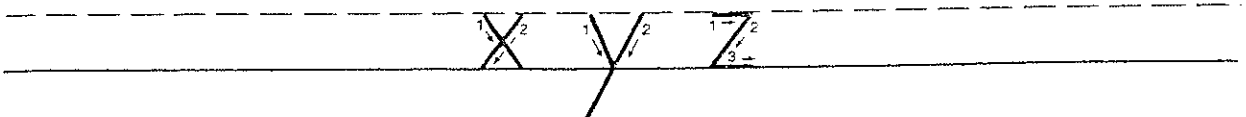
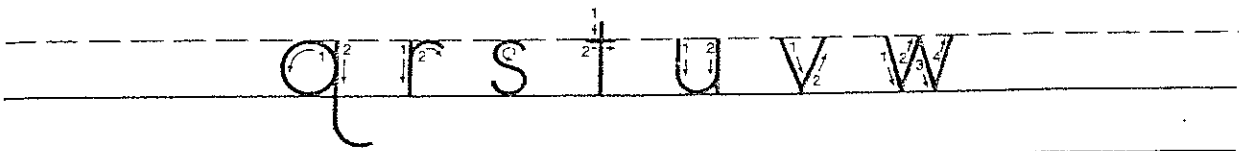
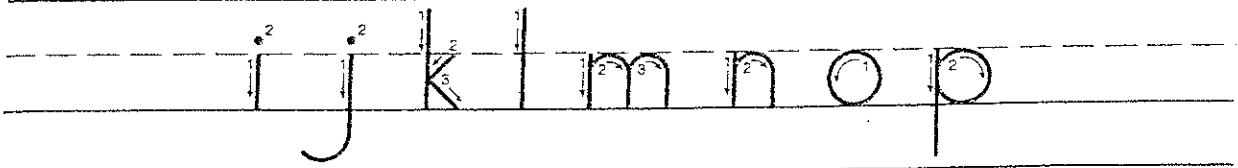
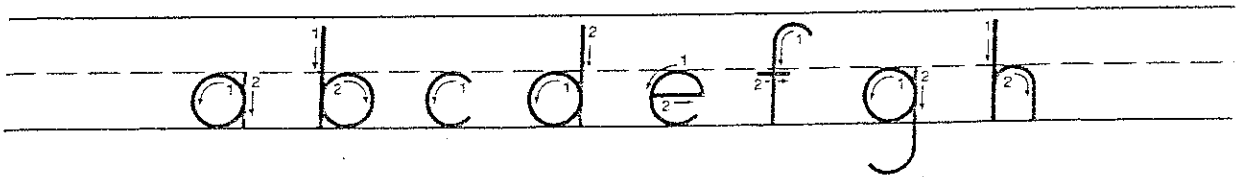
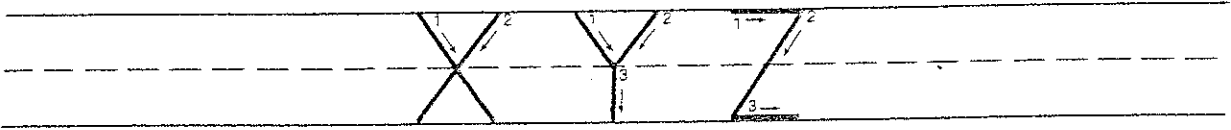
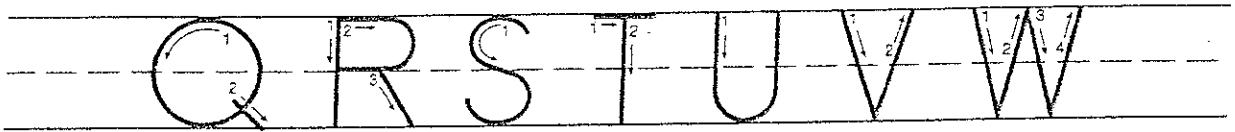
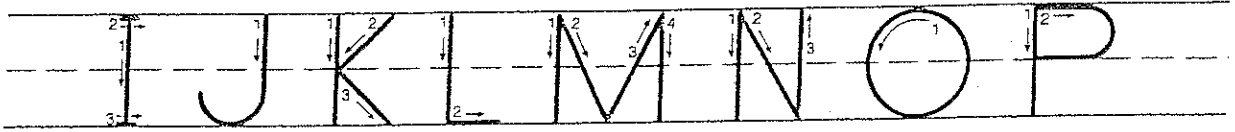
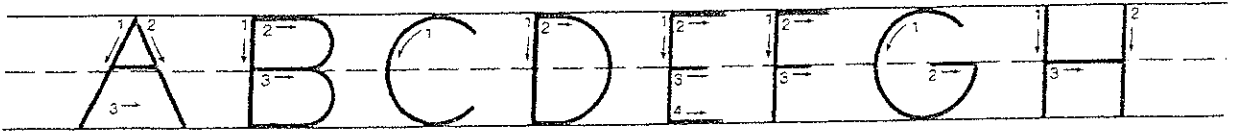
Sincerely,
Kerin Danubio

Kindergarten Sight Words
Scott Foresman Reading Street

I	like	of	go
am	he	are	from
the	for	that	yellow
little	me	do	blue
a	with	one	green
to	she	two	what
have	see	three	said
is	look	four	was
we	they	five	where
my	you	here	come

Handwriting

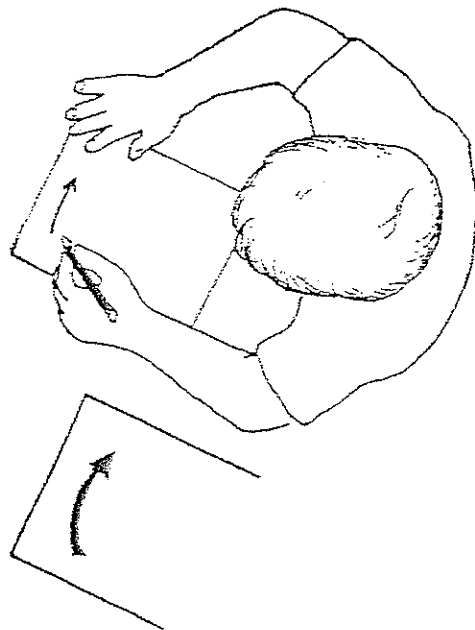
Capital and Lowercase Manuscript Alphabet



Paper Placement and Pencil Skills

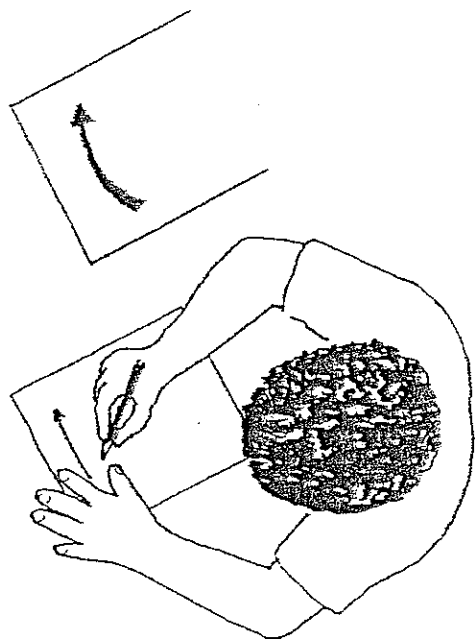
LEFT HANDED

Place the **Left** corner higher.

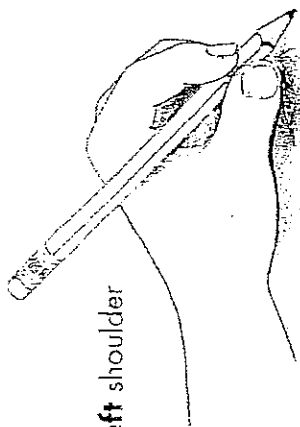


RIGHT HANDED

Place the **Right** corner higher.

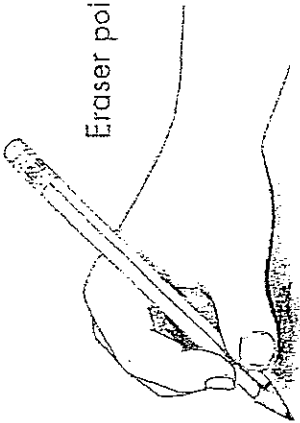


Eraser points to **Left** shoulder

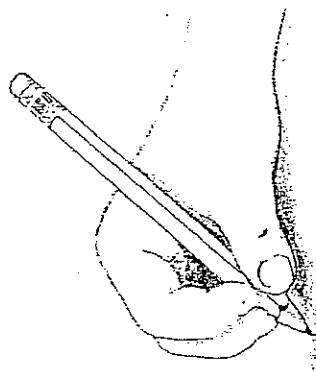
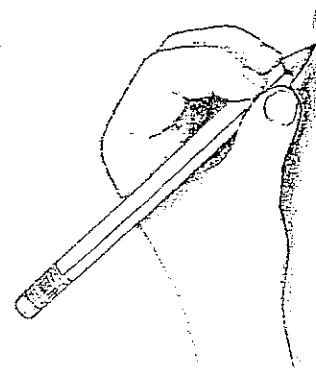


Standard grip: Hold pencil with
Thumb + Index finger
Pencil rests on middle finger

Eraser points to **Right** shoulder



Alternate grip: Hold pencil with
Thumb + Index/Middle
Pencil rests on ring finger



Always do your best!



A

a

B

b

C

c

D

d

E

e

Always do your best!



F f






G g

H h

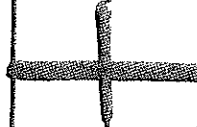
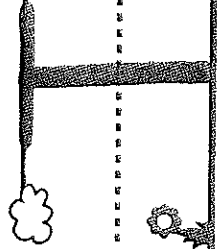
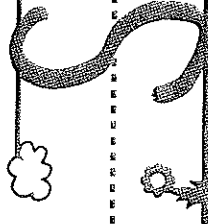
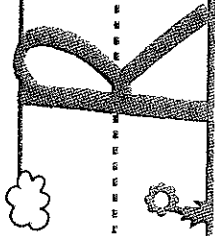
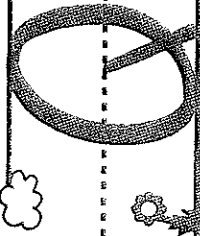


I i

J j

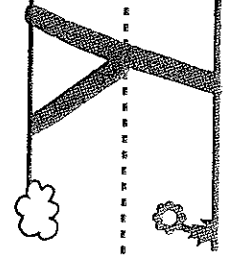

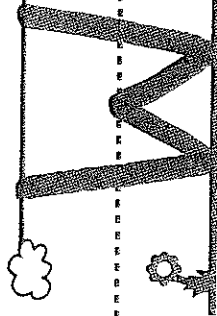

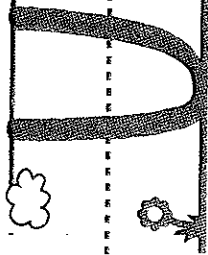
Always do your best!



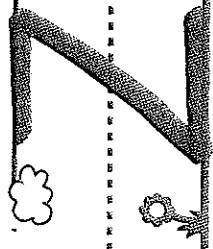
Always do your best!



Always do your best!



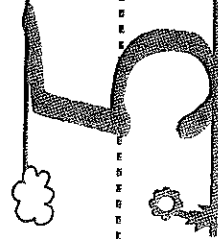
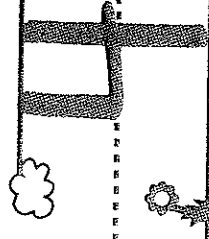
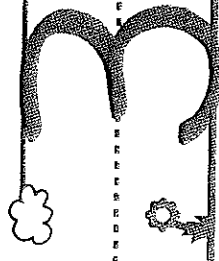
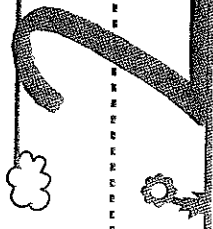
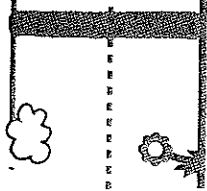
Always do your best!



Practice your name:



Always do your best!



Always do your best!

